


# 2025 -2026 Points of Emphasis

## 1. Run the Game

- **Dead Ball Officiating**
  - Be efficient/sharp. (pre-game duties, start of the game and intervals of play)
  - Avoid unnecessary delays:
    - Partner(s) be ready.
    - Have players ready when administering throw-ins, free throws and substitutes.
    - After time-outs we must be ready to go.
- **Verbal support on all whistles.**
- **Referee with an “I am in charge attitude”.** 📺 [Watch videos here](#)

## 2. Protect the Shooter

- **1,2,3 technique**
  - Referee the defense all the time.
  - Check the play in the following order:
    - 1. hands 2. body 3. feet
    - 3. feet 2. body 1. hands
  - Call illegal contact.
  - **Stay with the play** until shooter has returned to the floor.
  - Only then turn your attention to ball & rebound.
- **Know when AOS starts and ends.**
- **Don't follow the ball.** 📺 [Watch videos here](#)





# 2025 -2026 Points of Emphasis

## 3. Illegal Screening Checklist and Illegal Contact on Cutters

### • Illegal Screening Checklist

- Ensure the player who is screening an opponent is stationary (inside that player's cylinder) when contact occurred and have both feet on the court when contact occurred.
- Recognize and understand the requirements for screens: set within an opponent's field of vision, set outside an opponent's field of vision, moving opponents.
- Recognize when the initial legal screener rolls and uses an illegal moving screen to pin the defender.
- Recognize when the defensive team illegally dislodges the screener to allow defenders to go over/under without being impeded by the legal screen.
- Don't allow defenders to target or run through screens attempting to make a legal screen appear illegal.

*The focus is not to over-officiate legal screening actions but to address illegal contact that creates unfair advantage.* 📺 [Watch videos here](#)

### • Illegal Contact on Cutters


- Pay special attention to defenders who re-route, hold, or displace cutters, particularly away from the ball. These actions restrict freedom of movement and impact offensive flow.
- Apply a freedom of movement mindset—offensive players must be allowed to cut, curl, and use screens without illegal contact 📺 [Watch videos here](#)




# 2025 -2026 Points of Emphasis

## 4. Bench Decorum & Communication

*Each team shall do its best to secure victory, but this must be done in the spirit of sportsmanship and fair play. All officials are responsible to ensure that the rules around sportsmanship and bench decorum are respected and enforced consistently from game to game.*

- Set expectations early.
- Coaches are partners in game control.
  - Only one coach standing during live ball - Head Coach or 1<sup>st</sup> Assistant Coach
  - Questions only from Head Coach
- Allow appropriate questions and brief positive reactions from bench.
- Deal swiftly with disrespectful language including personal comments, or other unsportsmanlike behaviours such as taunting and baiting.
- Warnings may be used to encourage a change in behaviour before penalization.
- The total team delegation allowed in the team bench area is a maximum of 21 with a maximum of 16 seats available.  [Watch videos here](#)

## 5. Rebounding

- Rebounding situations often involve contact that escalates quickly – be ready to pick-up active match up(s).
- Focus on displacement, pushes in the back, holding, hook and holds, clamps and undercuts.
- Don't reward illegal effort: the player who gains rebounding position legally must not be disadvantaged.
- Recognize marginal contact versus illegal physicality that compromises player safety or creates an advantage.  [Watch videos here](#)